

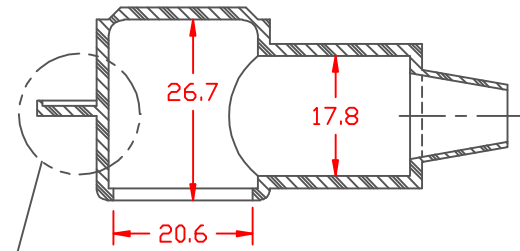
PROPRIETARY RIGHTS ARE CLAIMED FOR THE MATERIAL DISCLOSED IN THIS DRAWING.

LTR.	REVISIONS	DATE
≡	*****	00-00-98

TYP. WALL THICKNESS = 1.8

SEAL OPTIONS

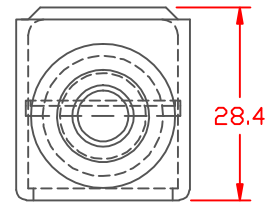
SEAL THICKNESS = .8



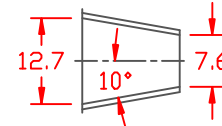
SEE VIEW "B"

SECTION A-A

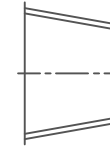
SEAL NO. 2 SHOWN



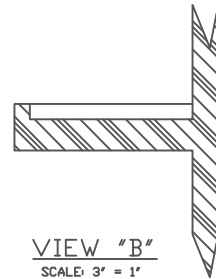
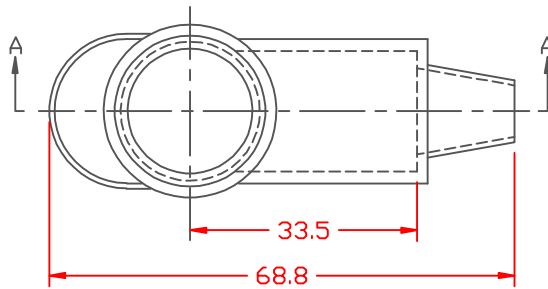
NO. 1
Wire Gages
18 - 10



NO. 2
Cable Gages
8 - 2

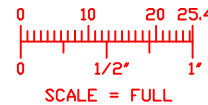


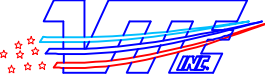
NO. 3
Cable Gages
2 - 2/0



TOLERANCE UNLESS OTHERWISE SPECIFIED: ±.030"/±0.8mm
RADIAL DIAMETERS TO BE MEASURED OVER MANDRELS,
RING GAGES OR PIN GAGES OF SUITABLE SIZE

VTE Material Part No:	1101650102
Material:	RED PVC
Material Part No:	9812-65-RED683
Max. Operating Temp:	105 C
Shore Durometer:	"A" 10 SEC. 67/62
Specific Gravity:	1.34
Ult. Elongation %:	475
Brittle Temp:	-44 C
Tensile Strength PSI:	1547 PSI
Dielectric Strength, v./ml:	540
U.L. Rating:	94 V2
MEETS:	FMVSS.302



		VTE Incorporated 5437 Robinson Road, P.O. Box 790 Pellston, Michigan 49769 Telephone: 1-800-527-9256, 231-539-8000 FAX: 231-539-0914		
		REF:	DATE:	DRN BY: JC
		3-24-98	CHK'D BY:	025 LBS. / 9.75 G.
TITLE: TERMINAL INSULATOR CAP				PART NO.
MATERIAL:			222N2V02	
COLOR:	DRG CLASS			